



**Holy Family
Catholic Church**

Non Profit

109

Total Responses

109 Completed Responses

0 Partial Responses

211

Survey Visits

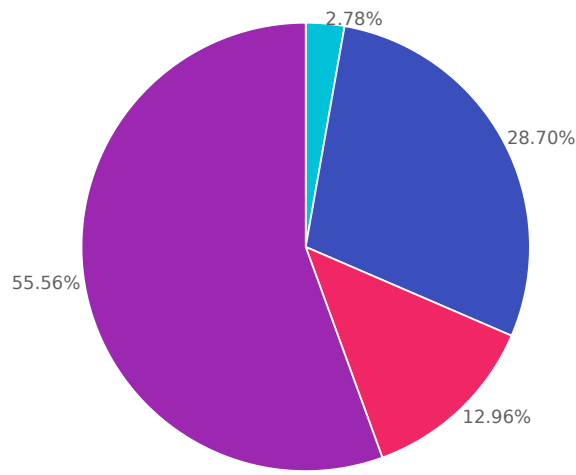
Holy Family Catholic Church Parish Community Survey

Holy Family Parish Council is interested in feedback from its beloved parish family. Please take a few minutes to share some information that we can use to help shape who we are as a parish. Feel free to complete individually or as a household. Thank you!

Q1

How long have you been a member of Holy Family?

Answered: 108 Skipped: 1



- less than 1yr
- 1-5 years
- 5-10 years
- 10+ years

Choices	Response percent	Response count
less than 1yr	2.78%	3
1-5 years	28.70%	31
5-10 years	12.96%	14
10+ years	55.56%	60

Q2

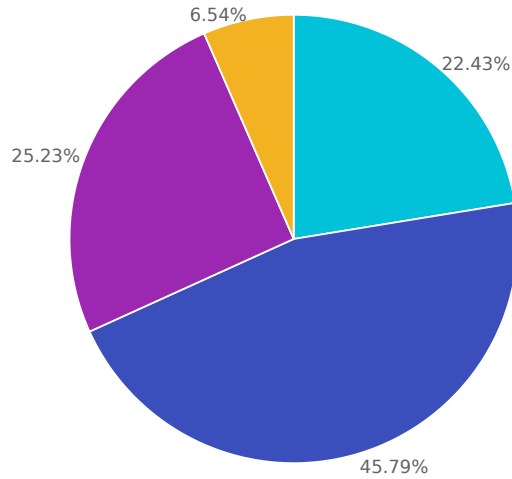
What is your Zipcode?

Answered: 107 Skipped: 2

Q3

I usually attend Mass as:

Answered: 107 Skipped: 2



● A family with kids

● A couple

● I come with friends

● Individually

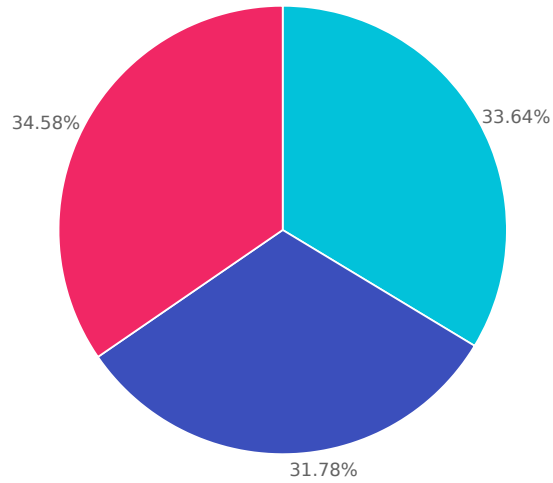
● Other (Please specify)

Choices	Response percent	Response count
A family with kids	22.43%	24
A couple	45.79%	49
I come with friends	0.00%	0
Individually	25.23%	27
Other (Please specify)	6.54%	7

Q4

What Mass time do you attend most often?

Answered: 107 Skipped: 2



● 5pm Saturday

● 8am Sunday

● 1030am Sunday

Choices	Response percent	Response count
5pm Saturday	33.64%	36
8am Sunday	31.78%	34
1030am Sunday	34.58%	37

Q5

What are the ages of those that attend Mass, including yourself?

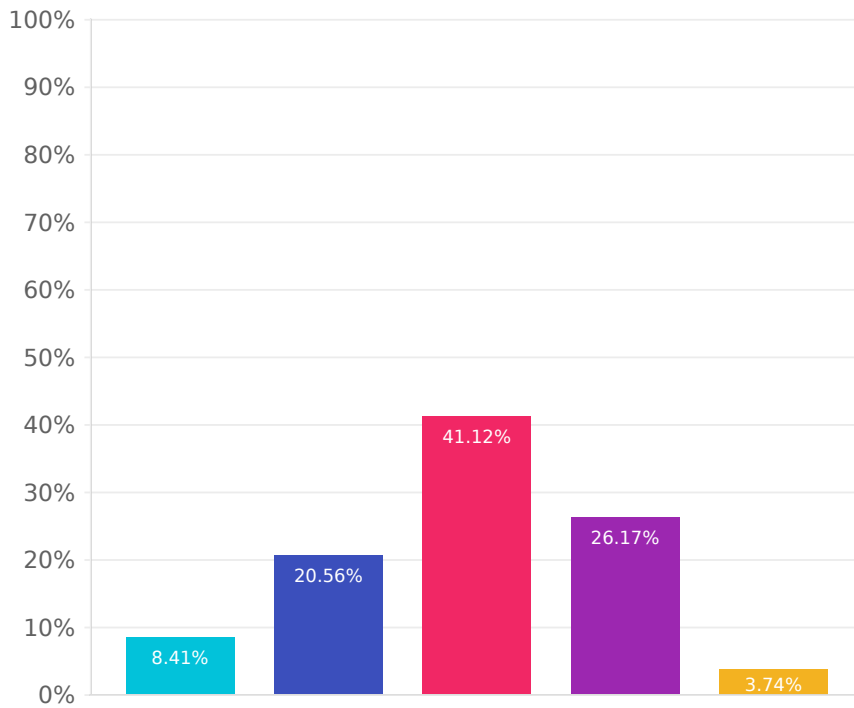
Answered: 69 Skipped: 40

Row	Number	Response count
12 and under	100.00% (28)	28 Responses
12-18	100.00% (23)	23 Responses
18-30	100.00% (13)	13 Responses
30-60	100.00% (47)	47 Responses
60+	100.00% (69)	69 Responses

Q6

How many of fellow parishioners do you know?

Answered: 107 Skipped: 2



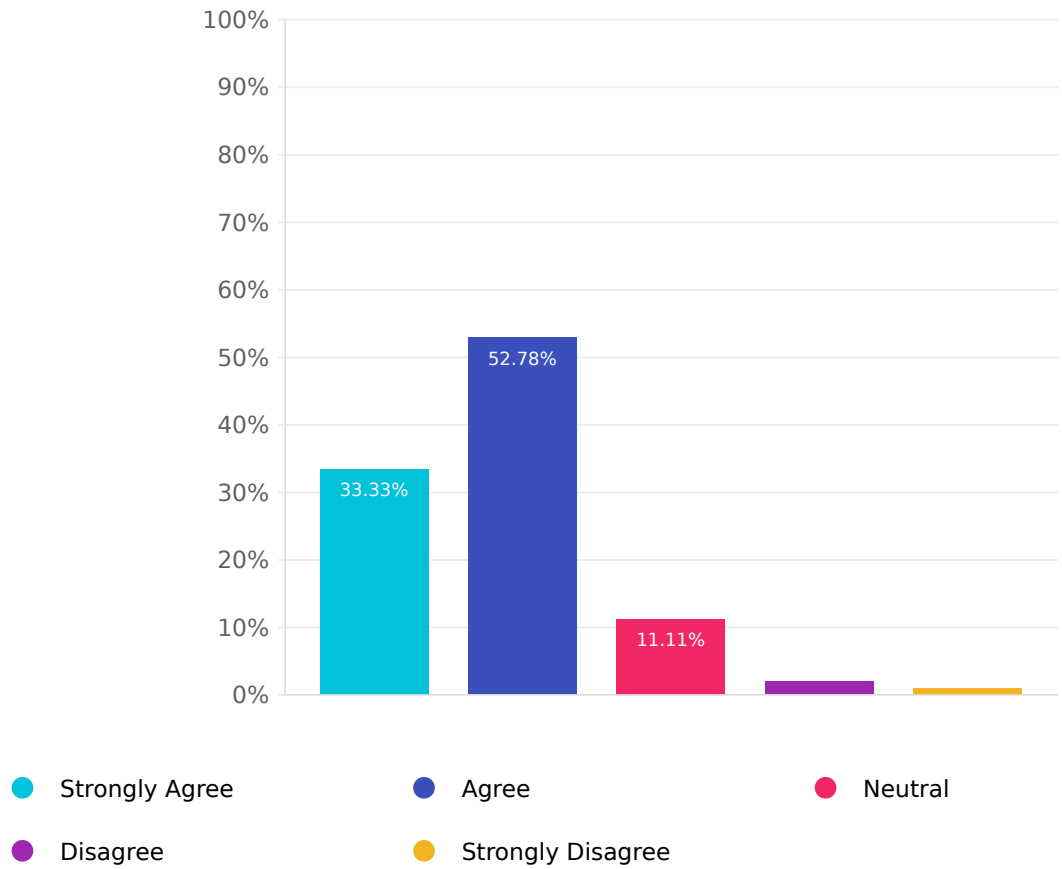
- Most of them
- About half of them
- Some of them
- Very few
- None

Choices	Response percent	Response count
Most of them	8.41%	9
About half of them	20.56%	22
Some of them	41.12%	44
Very few	26.17%	28
None	3.74%	4

Q7

Our parish effectively communicates information about ministries, activities and events

Answered: 108 Skipped: 1

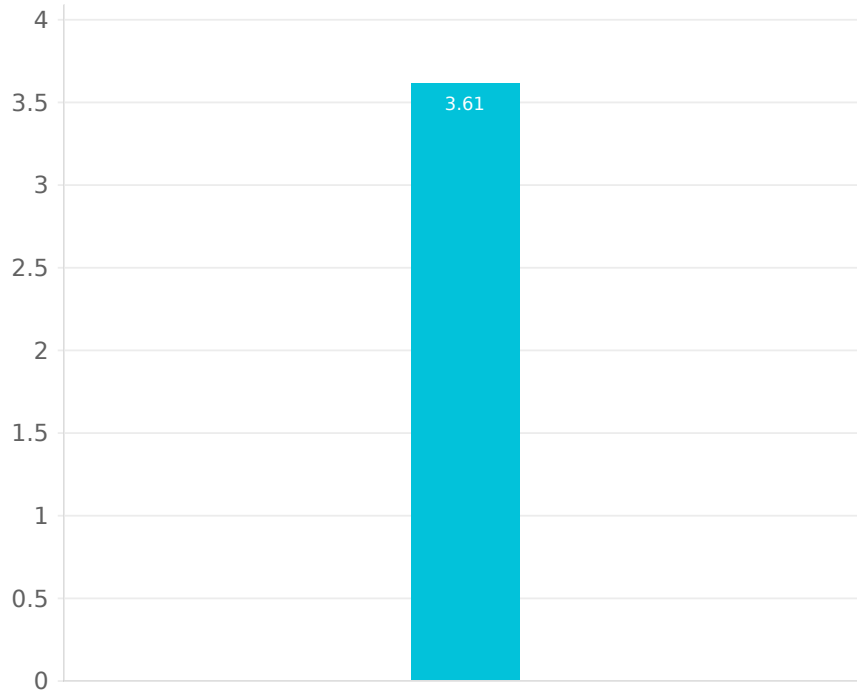


Choices	Response percent	Response count
Strongly Agree	33.33%	36
Agree	52.78%	57
Neutral	11.11%	12
Disagree	1.85%	2
Strongly Disagree	0.93%	1

Q8

How strong is the sense of community you feel being a part of Holy Family?

Answered: 106 Skipped: 3



● Average Rating

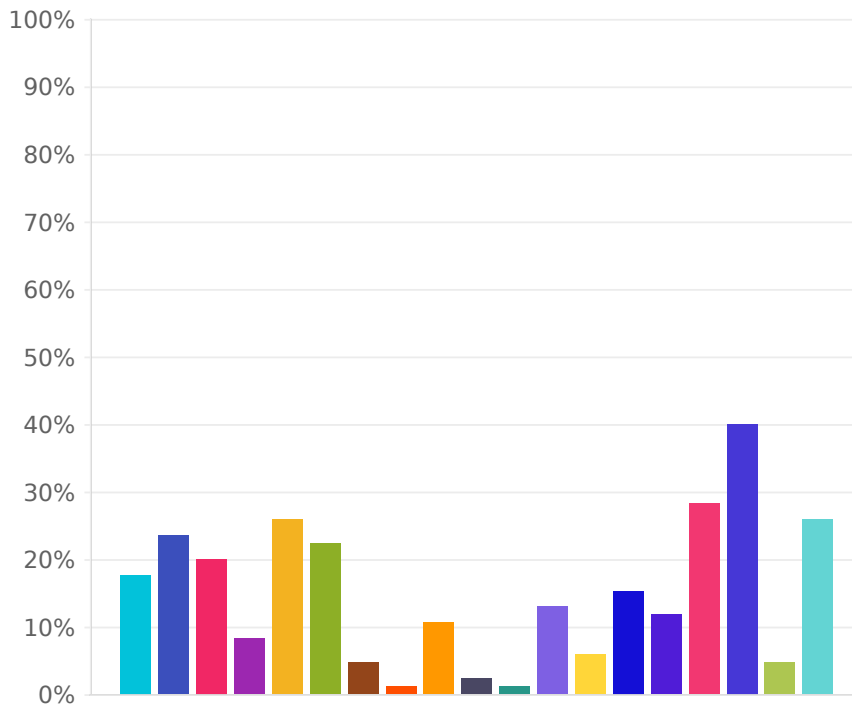
Number of stars	Response percent	Response count
★	2.83%	3
★ ★	13.21%	14
★ ★ ★	30.19%	32
★ ★ ★ ★	27.36%	29
★ ★ ★ ★ ★	26.42%	28

Average rating: 3.61

Q9

What types of activities do you and/or your family participate in?

Answered: 85 Skipped: 24



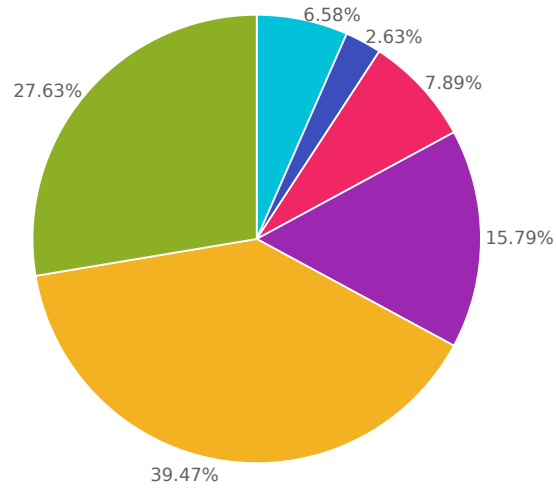
- Lector
- Eucharistic Minister
- Usher
- Altar Server
- Knights of Columbus
- Council of Catholic Women
- Catholic Religious Education (teacher)
- Adult Faith Formation
- Children/Youth Faith Formation
- RCIA
- Confirmation
- Homebound Ministry
- Decorating
- Prayer chain
- Adoration
- Coffee socials
- Parish picnic
- Choir
- Other (Please specify)

Choices	Response percent	Response count
Lector	17.65%	15
Eucharistic Minister	23.53%	20
Usher	20.00%	17
Altar Server	8.24%	7
Knights of Columbus	25.88%	22
Council of Catholic Women	22.35%	19
Catholic Religious Education (teacher)	4.71%	4
Adult Faith Formation	1.18%	1
Children/Youth Faith Formation	10.59%	9
RCIA	2.35%	2
Confirmation	1.18%	1
Homebound Ministry	12.94%	11
Decorating	5.88%	5
Prayer chain	15.29%	13
Adoration	11.76%	10
Coffee socials	28.24%	24
Parish picnic	40.00%	34
Choir	4.71%	4
Other (Please specify)	25.88%	22

Q10

If you do not participate in activities in this parish, why not?

Answered: 76 Skipped: 33



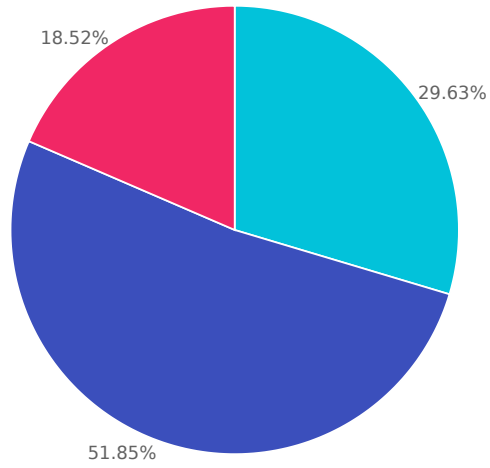
- No time
- Haven't been invited
- Not comfortable
- Family Obligations
- N/A
- Other (Please specify)

Choices	Response percent	Response count
No time	6.58%	5
Haven't been invited	2.63%	2
Not comfortable	7.89%	6
Family Obligations	15.79%	12
N/A	39.47%	30
Other (Please specify)	27.63%	21

Q11

How often do you stay for coffee and snacks after mass?

Answered: 108 Skipped: 1



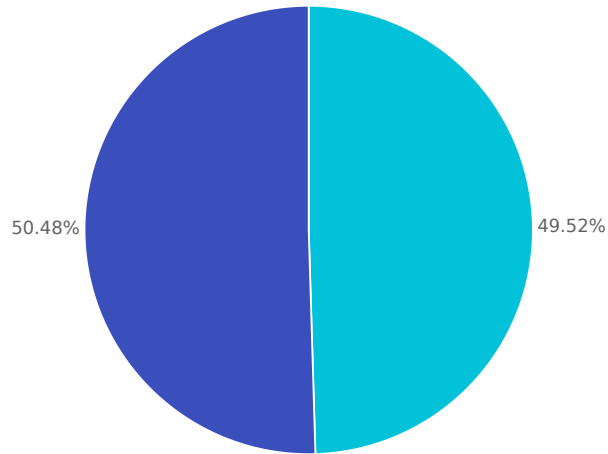
● Never ● Sometimes ● Always

Choices	Response percent	Response count
Never	29.63%	32
Sometimes	51.85%	56
Always	18.52%	20

Q12

Do you feel the gathering space is adequate for coffee/snack socials after mass?

Answered: 105 Skipped: 4



● Yes

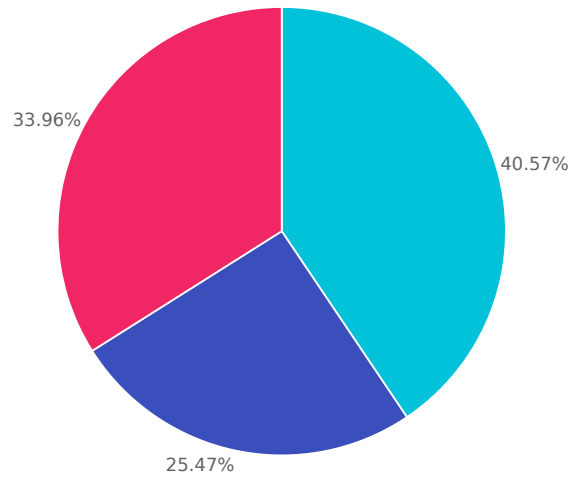
● No

Choices	Response percent	Response count
Yes	49.52%	52
No	50.48%	53

Q13

Would a larger gathering space or enclosed patio encourage you to participate in coffee/snack socials after mass?

Answered: 106 Skipped: 3



● Yes

● No

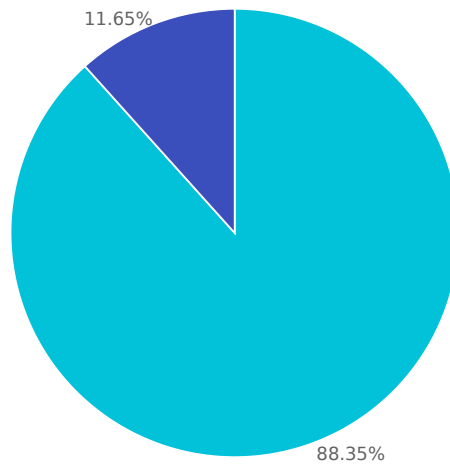
● Maybe

Choices	Response percent	Response count
Yes	40.57%	43
No	25.47%	27
Maybe	33.96%	36

Q14

The facilities at Holy Family are conducive to building a sense of community

Answered: 103 Skipped: 6



● Yes

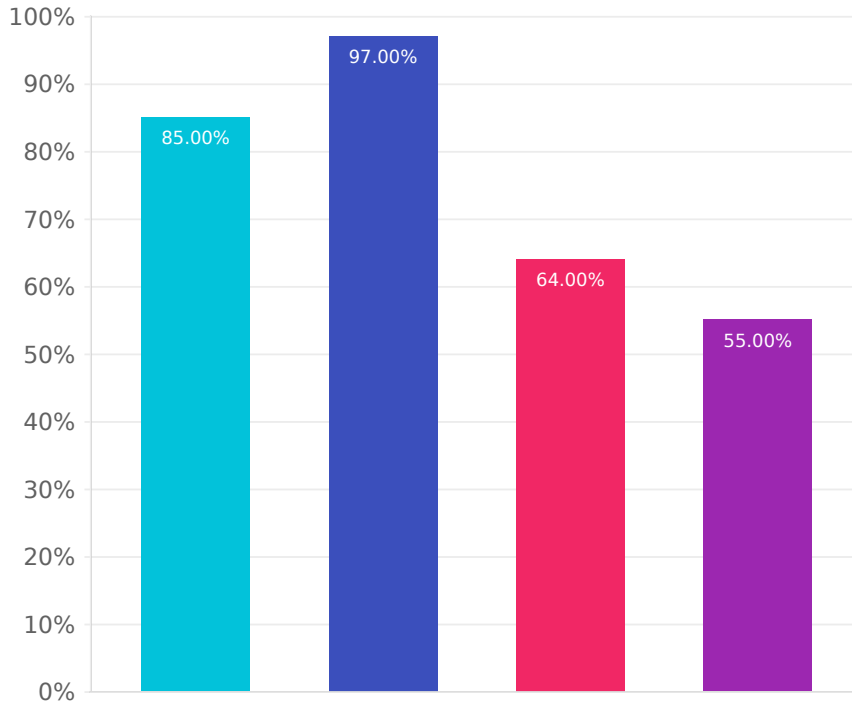
● No

Choices	Response percent	Response count
Yes	88.35%	91
No	11.65%	12

Q15

Have you been into any of these areas:

Answered: 100 Skipped: 9



- Religious Education building
- Parish Social Hall
- Adoration Chapel
- Activities Room in the basement of the church

Choices	Response percent	Response count
Religious Education building	85.00%	85
Parish Social Hall	97.00%	97
Adoration Chapel	64.00%	64
Activities Room in the basement of the church	55.00%	55

Q16

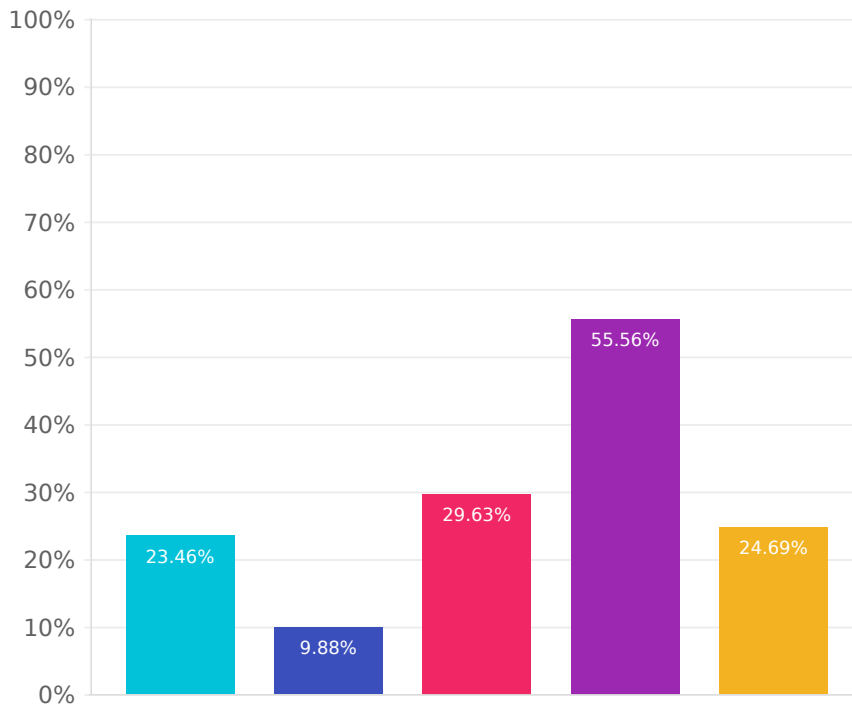
If you are familiar with the activities room in the basement of the church, what do you think the best use of that room should be?

Answered: 37 Skipped: 72

Q17

What facility improvements/additions are needed for the future growth of our Parish?

Answered: 81 Skipped: 28



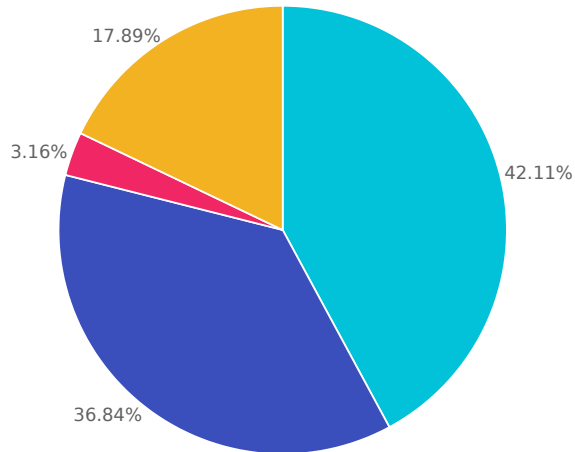
- Gymnasium
- New Social Hall
- Renovated Activities Room
- Enhanced Gathering Space
- Other (Please specify)

Choices	Response percent	Response count
Gymnasium	23.46%	19
New Social Hall	9.88%	8
Renovated Activities Room	29.63%	24
Enhanced Gathering Space	55.56%	45
Other (Please specify)	24.69%	20

Q18

When should the Parish focus on investing in Facility improvements?

Answered: 95 Skipped: 14



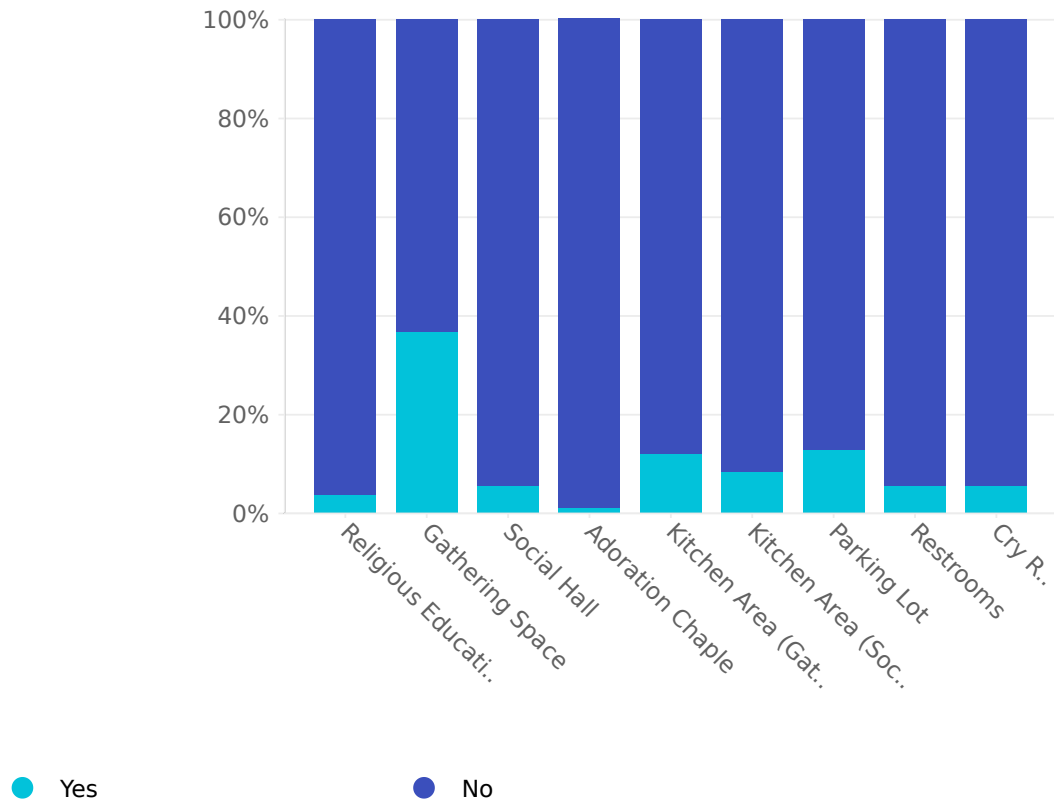
- Now
- In about 5 years
- In about 10 years
- More than 10 years
- Not needed, our facilities are adequate

Choices	Response percent	Response count
Now	42.11%	40
In about 5 years	36.84%	35
In about 10 years	3.16%	3
More than 10 years	0.00%	0
Not needed, our facilities are adequate	17.89%	17

Q19

Select the facilities that are inadequate or do NOT meet the needs of our Parish:

Answered: 109 Skipped: 0



Row	Yes	No	Response count
Religious Education Building	3.67% (4)	96.33% (105)	109
Gathering Space	36.70% (40)	63.30% (69)	109
Social Hall	5.50% (6)	94.50% (103)	109
Adoration Chapele	0.92% (1)	99.08% (108)	109
Kitchen Area (Gathering Space)	11.93% (13)	88.07% (96)	109
Kitchen Area (Social Hall)	8.26% (9)	91.74% (100)	109
Parking Lot	12.84% (14)	87.16% (95)	109
Restrooms	5.50% (6)	94.50% (103)	109
Cry Room	5.50% (6)	94.50% (103)	109

Q20

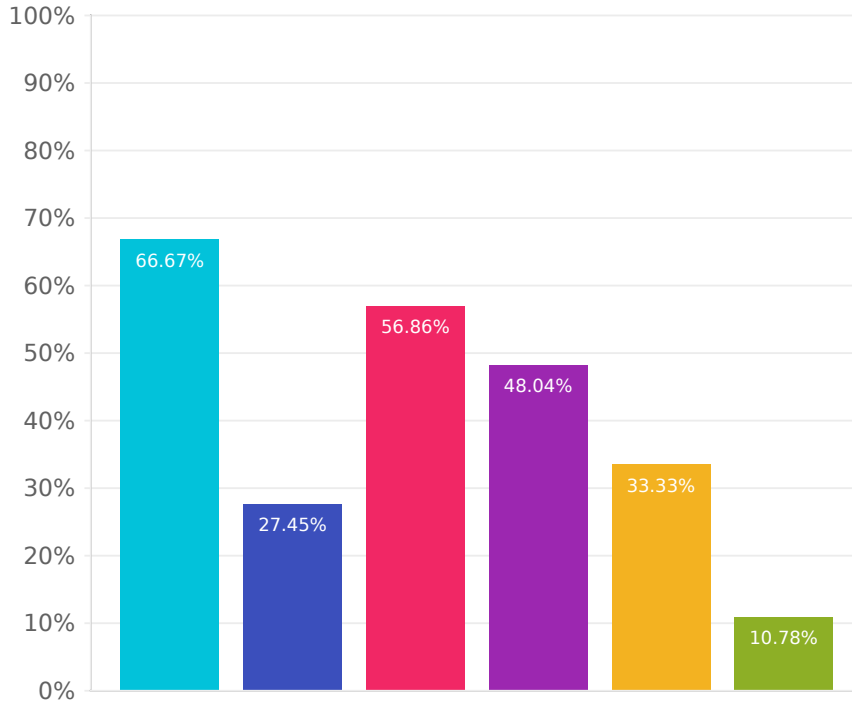
Provide any comments on facilities here:

Answered: 21 Skipped: 88

Q21

What are the best options for welcoming new members to the Parish?

Answered: 102 Skipped: 7



- New members packet
- Recognition at Mass
- Welcoming committee
- New Members social
- Photo Directory
- Other (Please specify)

Choices	Response percent	Response count
New members packet	66.67%	68
Recognition at Mass	27.45%	28
Welcoming committee	56.86%	58
New Members social	48.04%	49
Photo Directory	33.33%	34
Other (Please specify)	10.78%	11

Q22

Provide any additional comments here:

Answered: 42 Skipped: 67
